


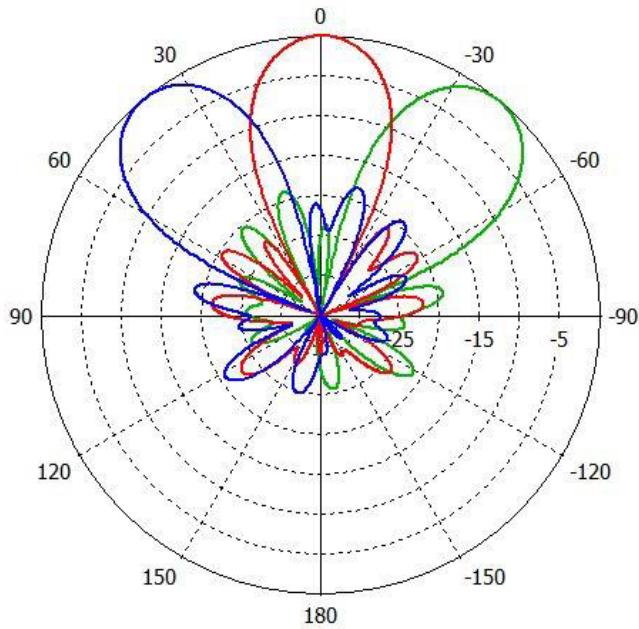
## MS-MBC-3-L4-16

**Multi-Beam Cylindrical Base-Station Lens Antenna;**  
**Three isolated Low frequency (698 - 960 MHz) cross-polarized beams.**  
**Each beam has four ports to support 2x2 MIMO.**  
**RET (Smart Bias Tee & AISG 2.0) with 2°-15° for each beam.**

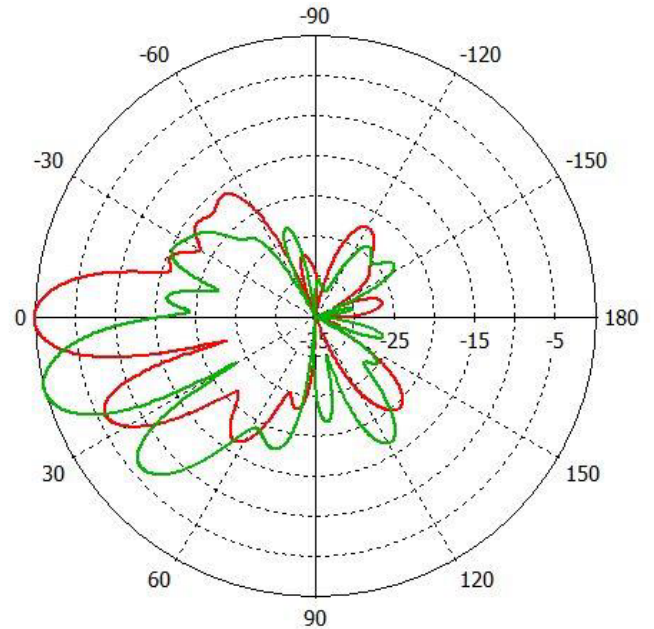


### PATTERN RESULTS:

**Horizontal Pattern (800MHz)**



**Vertical Pattern at 2° tilt and 15° tilt (800MHz)**



### TECHNICAL SPECIFICATIONS

Frequency	698 - 960 MHz
Gain	17dBi
VSWR	<1.5:1
Polarization	Dual Slant $\pm 45^\circ$
Horizontal Coverage	120°
Horizontal Beamwidth (10dB level)	40°
Horizontal Beamwidth (3dB level)	24°
Vertical Beamwidth (3dB)	16°
Beam Cross-over	10dB typical
Total Number of Beams	3
Number of Ports per Beam	4
Number of Ports Total	12
RET	2° to 15°
First Sidelobe level	< -15dB
Front to Back Ratio	>28dB
Isolation Port to Port - Polarization	>28dB
Isolation Port to Port - Beam	>26dB
Power Rating	150W per port
Intermodulation	<-153dBc
Impedance	50 ohm
Connector Quantity and Type	12 x 4.3-10 female

### MECHANICAL DATA

Dimensions (H x W x D)	245 x 96.5 x 106 cm 96.4 x 38 x 41.8 inch
Antenna Weight	127.5 kg 281 lbs
Radome Material	Fiber Glass
Mounting	Standard position pipe mount Compatible pipe diameter: 10.1 – 15.2 cm 4 – 6 inch

### ENVIRONMENTAL RATINGS

Humidity	95% RH @ +30°C
Temperature	-40°C to +70°C
Wind load @ 150km/h	N/lf Frontal: 1647 / 370.3 Lateral: 2334 / 524.7 Rear: 1931 / 434.1

### CONNECTOR LAYOUT:

