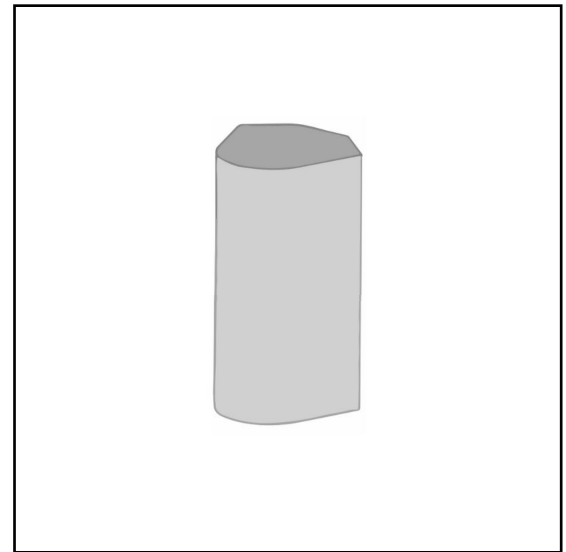


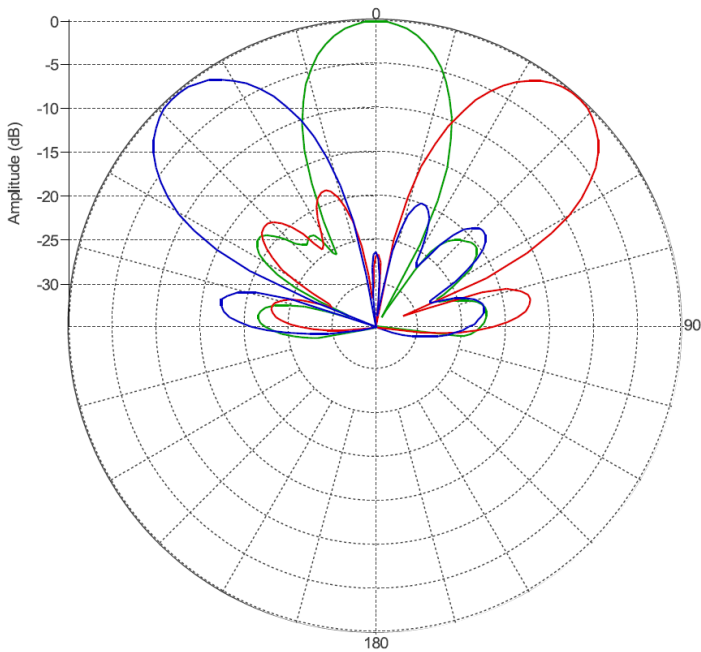
## MS-MBC-3-H2-12

**Multi-Beam Cylindrical Base-Station Lens Antenna;**  
**Three isolated high frequency (1695-2690 MHz) cross-polarized**  
**beams. Each beam has two ports to support 2x2 MIMO. RET**  
**(Smart Bias Tee & AISG 2.0) with 2-15° for each beam.**

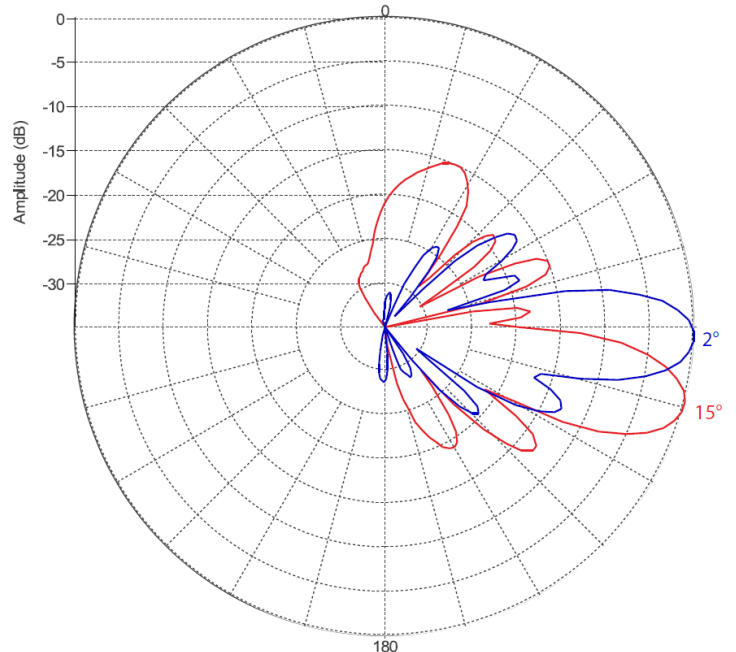


### PATTERN RESULTS:

**High-Band Horizontal Pattern (1.80GHz)**



**Vertical pattern at 2° tilt and 15° tilt (1.80GHz)**



### TECHNICAL SPECIFICATIONS

Frequency	1695 - 2690 MHz
Gain	18.5 dBi
VSWR	<1.5:1
Polarization	Dual Slant $\pm 45^\circ$
Horizontal Coverage	120°
Horizontal Beamwidth (3dB level)	23°
Horizontal Beamwidth (10dB level)	40°
Vertical Beamwidth (3dB)	12.5°
Beam Cross-over	10dB typical
Total Number of Beams	3
Number of Ports per Beam	2
Number of Ports Total	6
RET	2° to 15°
First Upper Sidelobe level	< -15dB
Azimuth Sidelobe level	< -15dB
Front to Back Ratio	>28dB
Isolation Port to Port - Polarization	28dB
Isolation Port to Port - Beam	25dB
Power Rating	200W per port
Intermodulation	<-153dBc
Impedance	50 ohm
Connector Quantity and Type	6 x 4.3-10 female

### MECHANICAL DATA

Dimensions (H x W x D)	78 x 48.2 x 55.6 cm 30.7 x 19 x 21.9 inch
Antenna Weight	19.5 kg 43 lbs
Radome Material	Fiber Glass
Mounting	2 position pipe mount Compatible pipe diameter: 6.1 – 11.4 cm 2.4 – 4.5 inch

### ENVIRONMENTAL RATINGS

Humidity	95% RH @ +30°C
Temperature	-40°C to +70°C
Wind load @ 150km/h	N/lbf Frontal: 244.8/55 Lateral: 411/92 Rear: 292/66

### CONNECTOR LAYOUT:

