


MS-MBA-6-F4

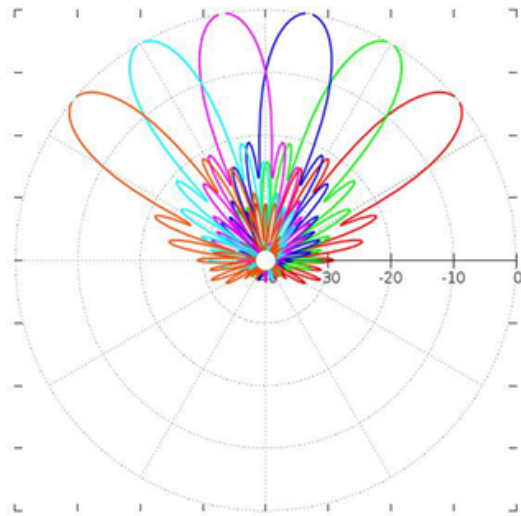
Multi-beam Base-Station Antenna (MBA)

Lens Technology Enabled™ Multi-Beam Base-Station Antenna perfect for 6 F-band sectors LTE cell site deployment for best CINR results. Utilizes a patented spherical lens design with 6 isolated F-Band frequency (3300 – 4200 MHz) cross-polarized beams. Each F-Band frequency beam is made of two independent antennas and has 4 ports. There is one independent tilt settings per beam (0-15° for F-Band) for each pair of cross-polarized elements.

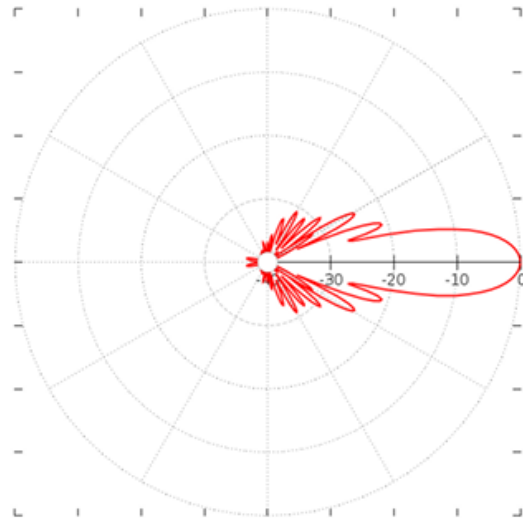


PATTERN RESULTS:

F-Band Horizontal Pattern (3.5GHz)



F-Band Vertical pattern 0° tilt and 15° tilt (3.5GHz)



PRELIMINARY

TECHNICAL SPECIFICATIONS PER BEAM

Frequency	3300 – 4200 MHz
Gain	21dBi
VSWR	<1.5:1
Polarization	Dual Slant ±45°
Horizontal Coverage	120°
Horizontal Beamwidth (10dB level)	20°
Horizontal Beamwidth (3dB level)	12°
Vertical Beamwidth (10dB level)	22°
Vertical Beamwidth (3dB level)	13°
Beam Cross-over	10dB typical
Total Number of Beams	6
Number of Ports per Beam	4
Number of Ports Total	24
Tilt Per Cross-Pol	0° to 15°
First Sidelobe Level	<-16dB
Front to Back Ratio	>28dB
Isolation Port to Port - Polarization	>28dB
Isolation Port to Port - Beam	>28dB
Power Rating	200W per port
Intermodulation	<-153dBc
Impedance	50 ohm
Connector Quantity and Type	24 x 4.3-10 female

MECHANICAL DATA

Dimensions (H x W x D)	130 x 91 x 91cm 51x 36 x 36 inch
Antenna Weight	60 kg 132lbs
Radome Material	Fiber Glass
Mounting	2 position pipe mount Compatible pipe diameter: 6.1 – 11.4 cm 2.4 – 4.5 inch

ENVIRONMENTAL RATINGS

Humidity	95% RH @ +30°C
Temperature	-40°C to +70°C
Wind load @ 150km/h	Frontal: TBD Lateral: TBD Rear: TBD

CONNECTOR LAYOUT: