


MS-MBA-3.2-H8-L4

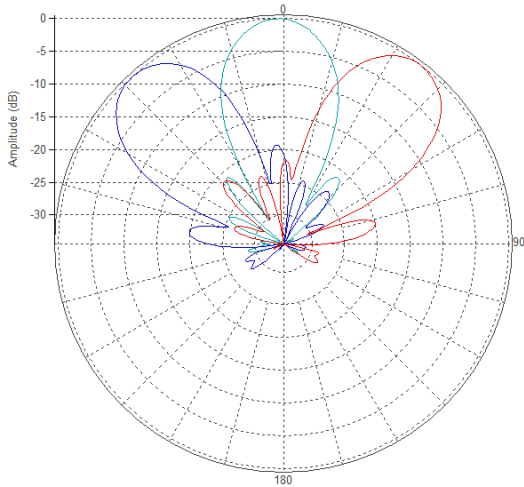
Multi-beam Base-Station Antenna (MBA)

Lens Technology Enabled™ Multi-Beam Base-Station Antenna perfect for 6 to 9 high-band sector LTE cell site deployment and 3 to 6 low-band sector LTE cell site deployment for best CINR results. Utilizes a patented spherical lens design with 3 isolated high-frequency (1695-2690MHz) cross-polarized beams and 2 isolated low-frequency (698-960MHz) cross-polarized beams. Each high-frequency beam has 8 ports and each low-frequency beam has 4 ports. There are two independent tilt settings per beam (0-30° for HB and 0-40° for LB) tilt for each pair of cross-polarized elements. Standard RET capability.

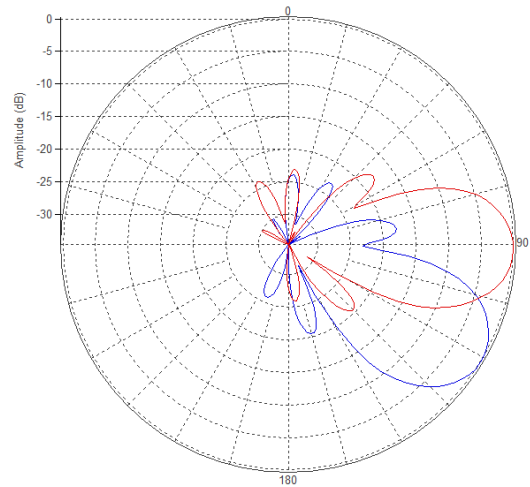


PATTERN RESULTS:

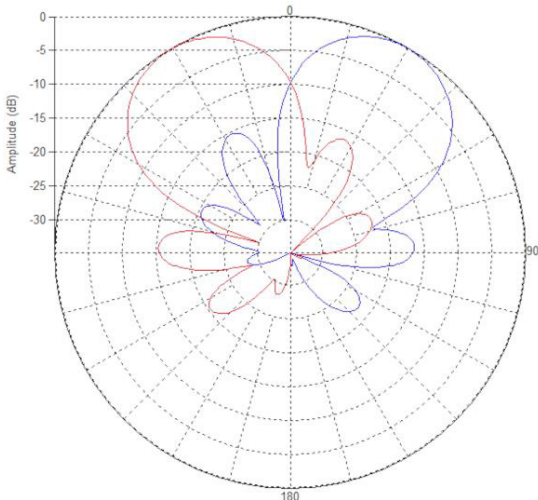
High-Band Horizontal Pattern (1.80GHz)



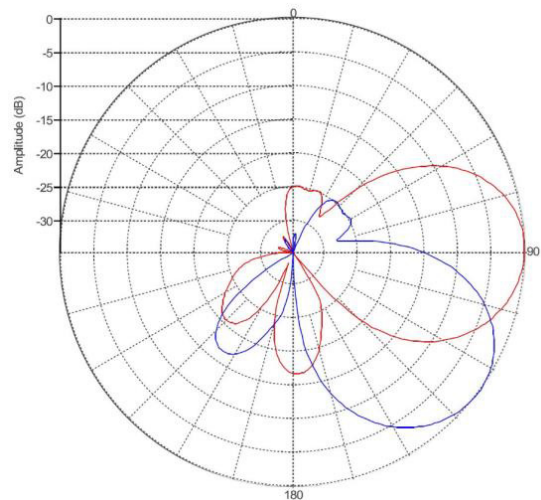
High-Band Vertical pattern 0° tilt and 30° tilt (1.80GHz)



Low-Band Horizontal Pattern (750MHz)



Low-Band Vertical Pattern 0° tilt and 20° tilt (750MHz)



TECHNICAL SPECIFICATIONS PER BEAM

Frequency	1695-2690 MHz	698-960 MHz
Gain	17.8dBi	14.2dBi
VSWR	<1.5:1	<1.5:1
Polarization	Dual Slant ±45°	Dual Slant ±45°
Horizontal Coverage	120°	120°
Horizontal Beamwidth (10dB)	40°	60°
Horizontal Beamwidth (3dB)	23°	34°
Vertical Beamwidth (10dB)	40°	60°
Vertical Beamwidth (3dB)	23°	34°
Beam Cross-over	10dB typical	10dB typical
Total Number of Beams	3	2
Number of Ports per Beam	8	4
Number of Ports Total	24	8
Tilt Per Cross-Pol	0° to 30°	0° to 40°
First Sidelobe Level	<-16dB	<-15dB
Front to Back Ratio	>28dB	>28dB
Isolation Port to Port - Polarization	>28dB	>28dB
Isolation Port to Port - Beam	>28dB	>26dB
Power Rating	200W per port	250W per port
Intermodulation	<-153dBc	<-153dBc
Impedance	50 ohm	50 ohm
Connector Quantity and Type	24 x 4.3-10 female	8 x 4.3-10 female

MECHANICAL DATA

Dimensions (H x W x D)	243.8 X 61.2 X 71.8 cm 96 X 24.1 X 28.3 inch
Antenna Weight	77.6kg/171lbs [w/o Bracket] 79.6kg/175.4lbs [w/Bracket]
Radome Material	Fiber Glass
Mounting	Standard Pipe Mount Compatible pipe diameter: 6.1 – 11.4 cm 2.4 – 4.5 inch

ENVIRONMENTAL RATINGS

Humidity	95% RH @ +30°C
Temperature	-40°C to +70°C
Wind load @ 150km/h	Frontal: 1049 N / 235.8 lbf Lateral: 1633 N / 367.1 lbf

CONNECTOR LAYOUT:

