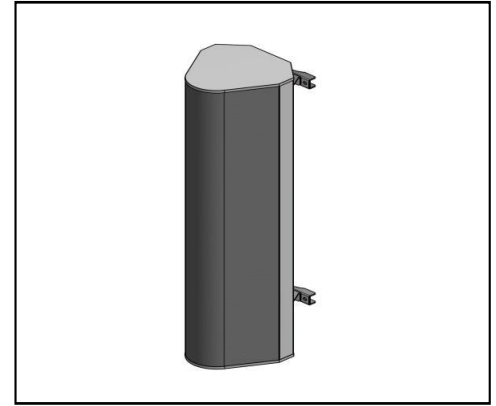


## MS-MBA-3-F4A5

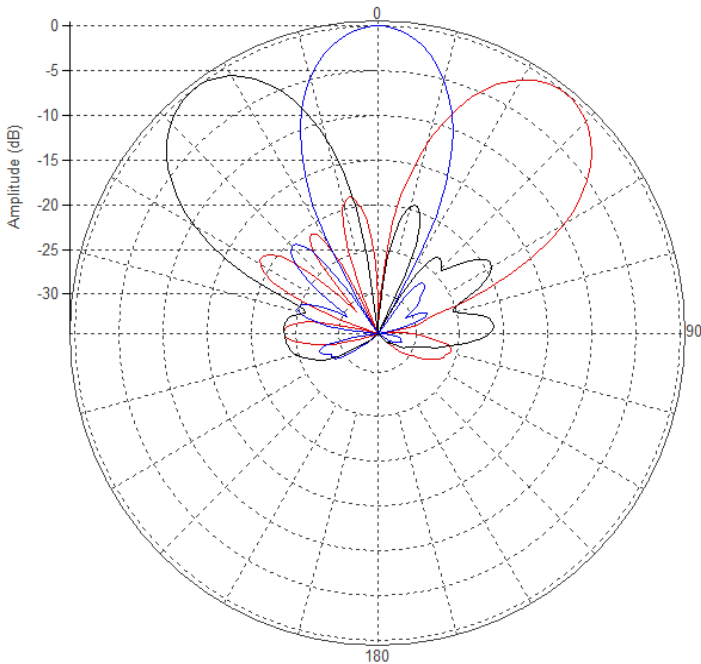
**Lens Technology Enabled™ Multi-Beam Base-Station Antenna perfect for six to nine sector LTE cell site deployments, utilizes a patented spherical lens design with 3 isolated F-Band (3300 - 4200MHz) cross polarized beams. Each beam has 4 ports, or 4X4 MIMO.**

**Tilt is adjustable from 0° to 10° for each beam.**

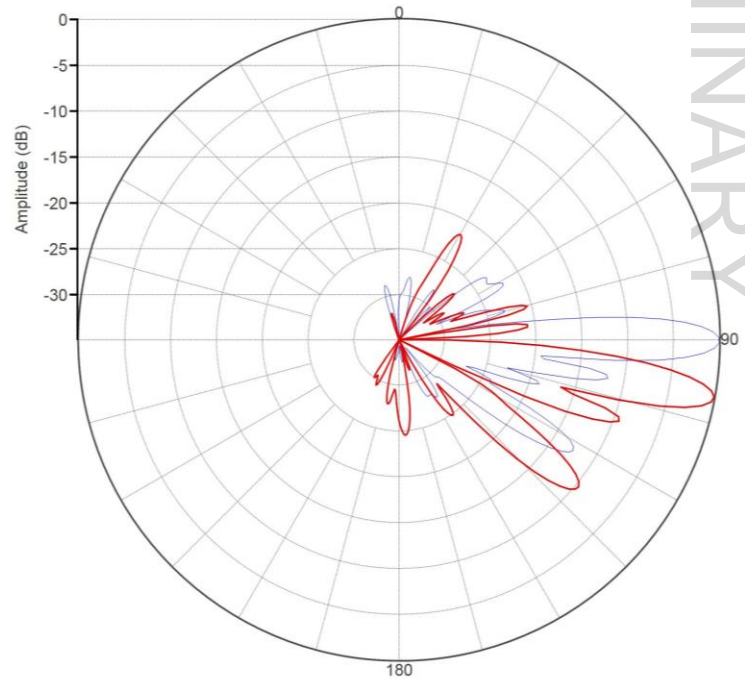


### PATTERN RESULTS:

**Horizontal Beam Pattern (3.6GHz)**



**Vertical Pattern at 0° and 10° Tilt (3.6GHz)**



PRELIMINARY

### TECHNICAL SPECIFICATIONS PER BEAM

Frequency	3300 MHz – 4200 MHz
Gain	21.5dBi
VSWR	<1.5:1
Polarization	Dual Slant ±45°
Horizontal Coverage	120°
Horizontal Beamwidth (3dB level)	25°
Horizontal Beamwidth (10dB level)	45°
Vertical Beamwidth (3dB level)	6°
Beam Cross-over	6-8 dB typical
Total Number of Beams	3
Number of Ports per Beam	4
Number of Ports Total	12
Tilt Per Cross-Pol	0° - 10°
First Sidelobe level	< -18dB
Front to Back Ratio	28dB
Isolation Port to Port - Polarization	28dB
Isolation Port to Port - Beam	28dB
Power Rating	150W per port
Intermodulation	<-153dBc
Impedance	50 ohm
Connector Quantity and Type	12 x 4.3-10 Female

### MECHANICAL DATA

Dimensions (H x W x D)	200 x 29 x 30.5 cm 79 x 11 x 12 inch
Antenna Weight	20kg 44lb
Radome Material	Polycarbonate
Mounting	Standard Pipe Mount Compatible pipe diameter: 6.1 – 11.4 cm 2.4 – 4.5 inch

### ENVIRONMENTAL RATINGS

Humidity	95% RH @ +30°C
Temperature	-40°C to +70°C
Wind Load (Lateral)	TBD

### CONNECTOR/BEAM LAYOUT: