


MS-MBA-3-F2

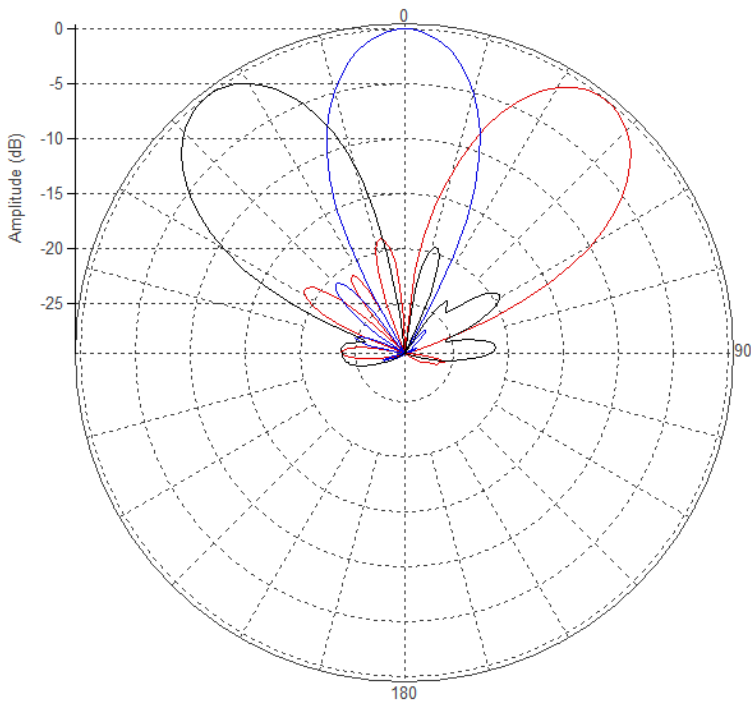
Lens Technology Enabled™ Multi-Beam Base-Station Antenna perfect for six to nine sector LTE cell site deployments, utilizes a patented spherical lens design with 3 isolated CBR5-frequency (3300 - 4200MHz) cross-polarized beams. Each beam has 2 ports, or 2X2 MIMO.

Tilt is adjustable from 0° to 30° for each beam.

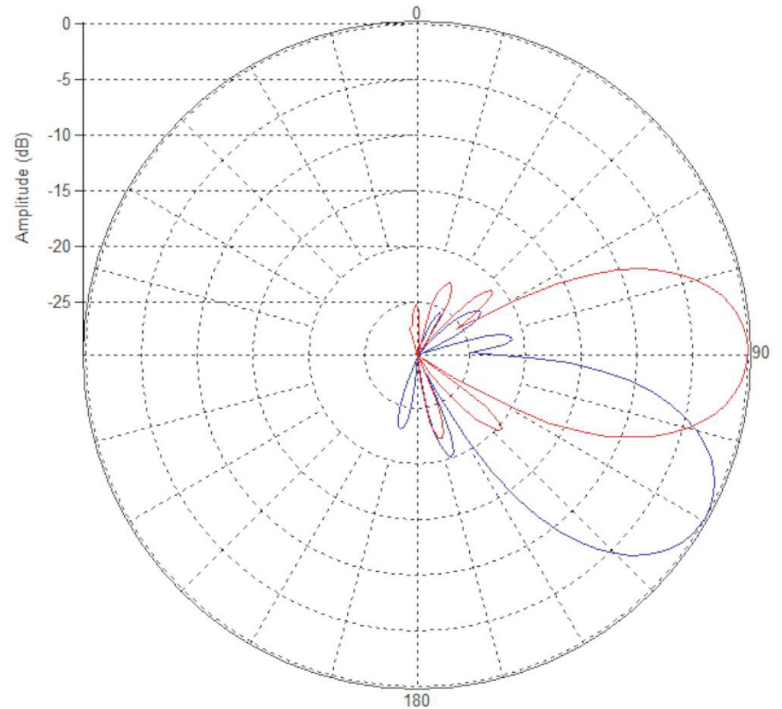


PATTERN RESULTS:

Horizontal Beam Pattern (3.6GHz)



Vertical Pattern at 0° and 30° Tilt (3.6GHz)



TECHNICAL SPECIFICATIONS

Frequency	3300 MHz – 4200 MHz
Gain	17dBi
VSWR	<1.5:1
Polarization	Dual Slant ±45°
Horizontal Coverage	120°
Horizontal Beamwidth (3dB level)	25°
Horizontal Beamwidth (10dB level)	45°
Vertical Beamwidth (3dB level)	25°
Vertical Beamwidth (10dB level)	45°
Beam Cross-over	6-8 dB typical
Total Number of Beams	3
Number of Ports per Beam	2
Number of Ports Total	6
Tilt Per Cross-Pol	0° - 30°
First Sidelobe level	< -18dB
Front to Back Ratio	>28dB
Isolation Port to Port - Polarization	>28dB
Isolation Port to Port - Beam	>28dB
Power Rating	150W per port
Intermodulation	<-153dBc
Impedance	50 ohm
Connector Quantity and Type	6 x 4.3-10 female

MECHANICAL DATA

Dimensions (H x W x D)	36 x 41 x 38 cm 14 x 16 x 15 inch
Antenna Weight	6kg 13lbs
Radome Material	Polycarbonate
Mounting	Standard pipe mount Compatible pipe diameter: 6.1 – 11.4 cm 2.4 – 4.5 inch

ENVIRONMENTAL RATINGS

Humidity	95% RH @ +30°C
Temperature	-40°C to +70°C
Wind Load (Lateral)	323N @ 150km/hr 73lbf @ 150km/hr

CONNECTOR/BEAM LAYOUT:

