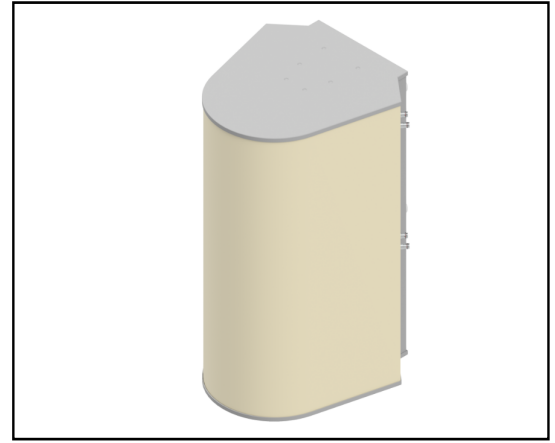


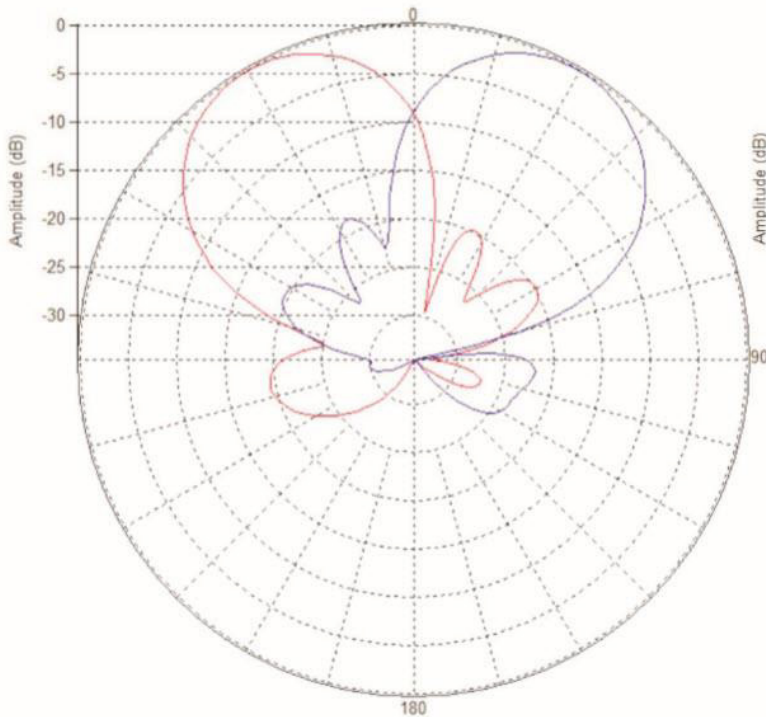
MS-MBA-2-T4

Lens Technology Enabled™ Multi-Beam Base-Station Antenna perfect for 6 sector LTE cell site deployments, utilizes a patented spherical lens design with 2 isolated low-frequency (617-896MHz) cross-polarized beams. Each beam has 4 cross-polarized ports for supporting 4x4 MIMO. Tilt is adjustable from 0 to 40° for each beam.

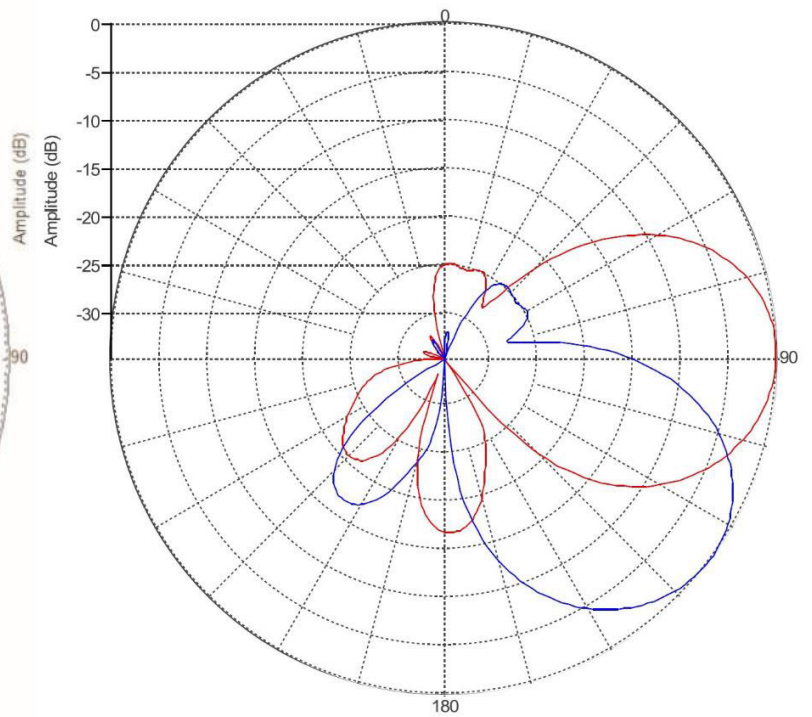


PATTERN RESULTS:

Low-Band Horizontal Pattern (617-896MHz)



Vertical pattern at 0° tilt and 40° tilt (617-896MHz)



TECHNICAL SPECIFICATIONS

Frequency	617-896MHz
Gain	13.5dBi
VSWR	<1.5:1
Polarization	Dual Slant ±45°
Horizontal Coverage	120°
Horizontal Beamwidth (10dB level)	60°
Horizontal Beamwidth (3dB level)	34°
Vertical Beamwidth (10dB level)	60°
Vertical Beamwidth (3dB level)	34°
Beam Cross-over	10dB typical
Total Number of Beams	2
Number of Ports per Beam	4
Number of Ports Total	8
Tilt Per Cross-Pol	0° to 40°
First Sidelobe level	<-15dB
Front to Back Ratio	>28dB
Isolation Port to Port - Polarization	>28dB
Isolation Port to Port - Beam	>26dB
Power Rating	200W per port
Intermodulation	<-153dBc
Impedance	50 ohm
Connector Quantity and Type	8 x 4.3-10 female

MECHANICAL DATA

Dimensions (H x W x D)	115 x 61 x 64 cm 45 x 24 x 25 inch
Antenna Weight	40 kg 88 lbs
Radome Material	Fiber Glass
Mounting	2 position pipe mount Compatible pipe diameter: 6.1 – 11.4 cm 2.4 – 4.5 inch

ENVIRONMENTAL RATINGS

Humidity	95% RH @ +30°C
Temperature	-40°C to +70°C