

Date	Prepared by	Approved by	Document nos	Revision
24 Jan 2022	Ray Ling	Patrick Yeo	MS-MBA-2-L4-IM-001	1

INSTRUCTION MANUAL MS-MBA-2-L4

TABLE OF CONTENTS:

1.00 BEAMS & CONNECTORS:

- 1.10 Resultant Beam Layout-Plan View
- 1.20 Connector Detail
- 1.30 Connector Layout
- 1.40 Connector Ports Table

2.00 PATTERN DIAGRAM

- 2.10 Frequency: 698 - 960 MHz

3.00 MANUAL TILT ADJUSTMENT

4.00 BRACKET, BOLT & NUTS REQUIREMENT

- 4.10 Bolts (M12x160mm=4pcs) & Nuts (M12=8pcs)
- 4.20 Bracket (2pcs)
- 4.30 Installation Sample (MBA Model's mostly identical installation)

5.00 TOOLS

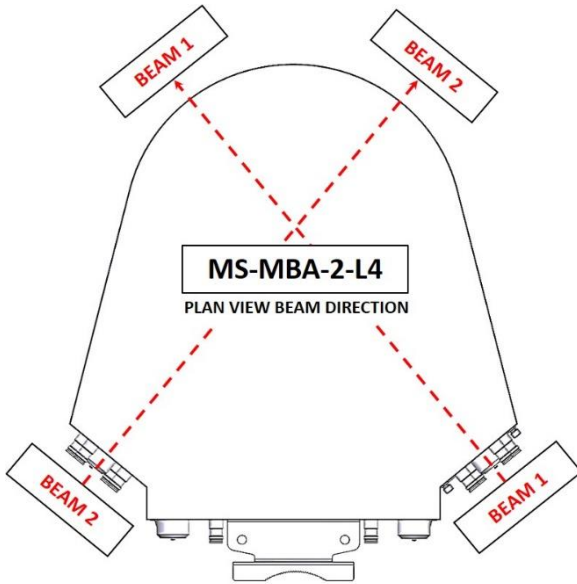
- 5.10 Adjustable Spanner
- 5.20 M12 Spanner

Revision History:

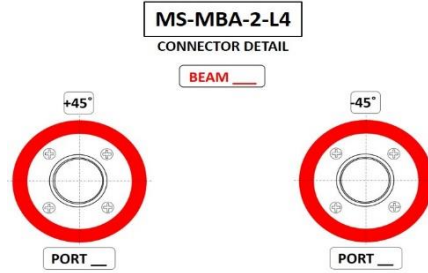
Date	Description	Revised by	Revision nos.
24-01-22	Add RET Handle Caution Sticker	Ray Ling	1

1.00 BEAMS & CONNECTORS:

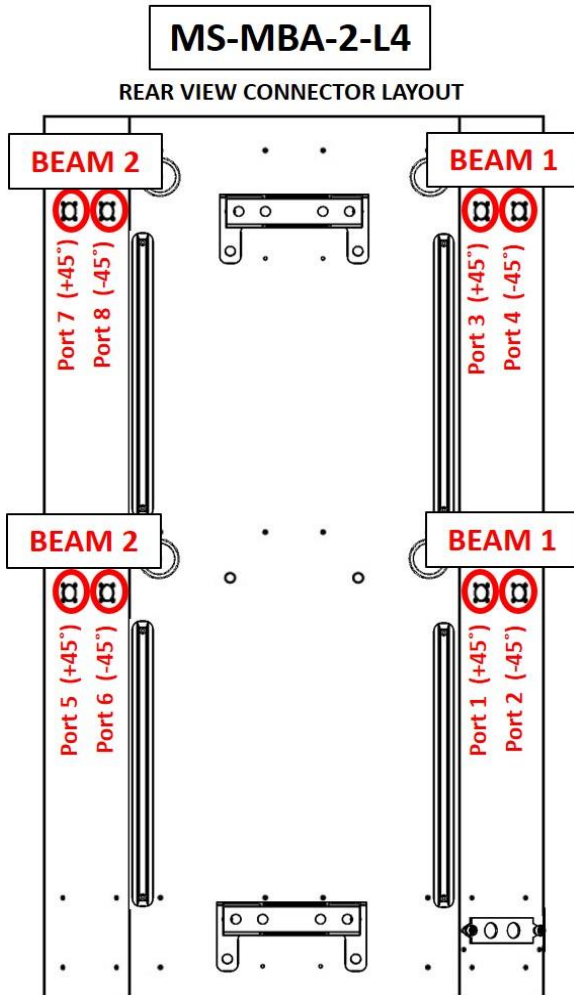
1.10 Resultant Beam Layout-Plan View



1.20 Connector Detail



1.30 Connector Layout

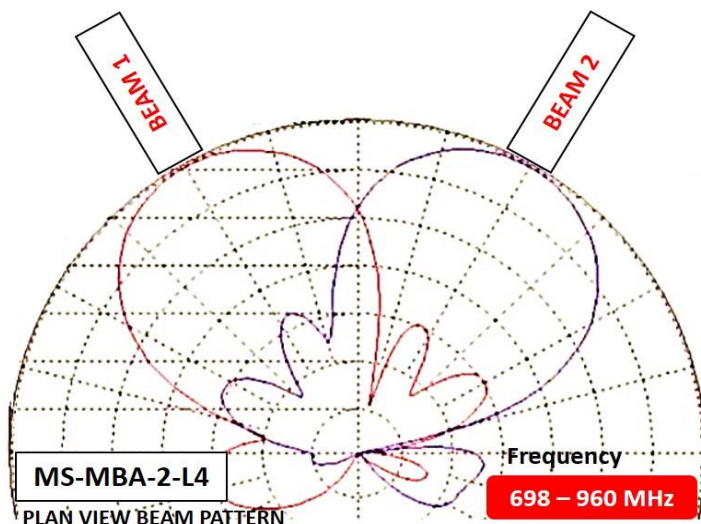


1.40 Connector Ports Table

MS-MBA-2-L4 Connector Port Table				
BEAM 2			BEAM 1	
Port 7 (+45°)	Port 8 (-45°)		Port 3 (+45°)	Port 4 (-45°)
Port 5 (+45°)	Port 6 (-45°)		Port 1 (+45°)	Port 2 (-45°)

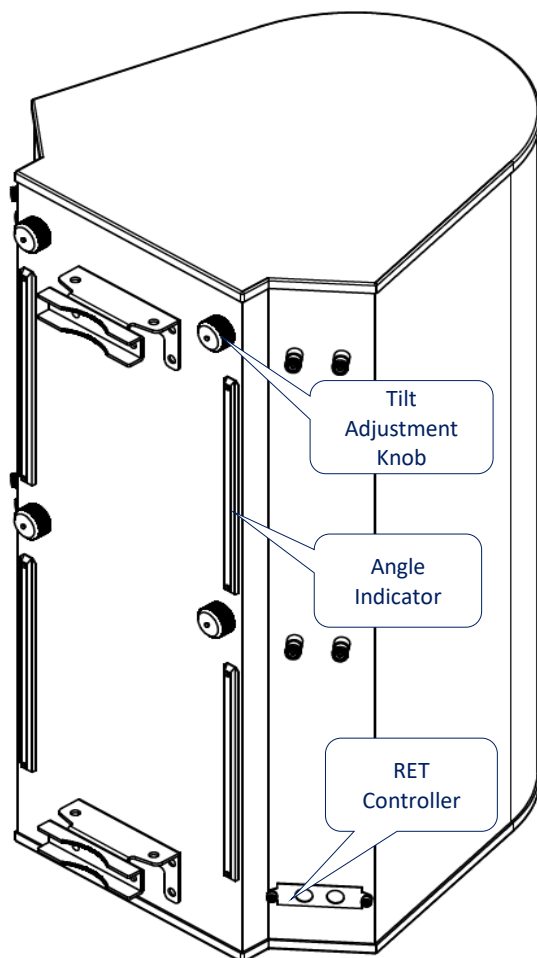
2.00 PATTERN DIAGRAM

2.10 Frequency: 698 - 960 MHz



3.00 MANUAL TILT ADJUSTMENT

- | | |
|---|--|
| 1 | The MBA antenna come in RET mode as default, but if needed can also be manually adjusted. To do so, please unscrew the waterproof cap behind the element whose tilt is to be adjusted. |
| 2 | By Default the knob is on engaged mode, pull out the handle for manual tilt adjustment, turn the handle to change the tilt. |
| 3 | When done, push the handle back in, screw the waterproof cap back to the position. |



Unscrew/Screw the cap for tilt adjustment process



Engaged with internal RET motor position



Pull handle out to disengaged RET for tilt adjustment



4.00 BRACKET, BOLT & NUTS REQUIREMENT

4.10 Bolts (M12x160mm=4pcs) & Nuts (M12=8pcs)



4.20 Bracket (2pcs)



4.30 Installation Sample (MBA Model's mostly identical installation)



**MOUNTING
BRACKET
INSTALLATION**



5.00 TOOLS

5.10 Adjustable Spanner



5.20 M12 Spanner

