

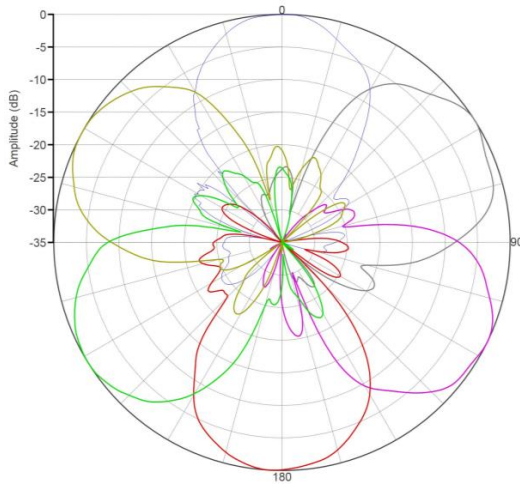
MS-LPP-6.6-F2-H2-22

Lens Technology Enabled™ dual-band Multi-Beam Antenna perfect for 6 to 12 sectors CRAN, Outdoor DAS and Small Cell deployment. This antenna is capable of 2X2 MIMO with a coverage footprint of 360°. One set of 6 beams with 2 ports per beam supports (1695-2690MHz) and another set of 6 beams with 2 ports per beam supports (3300-4200MHz). This model comes with a factory set tilt at 22°.

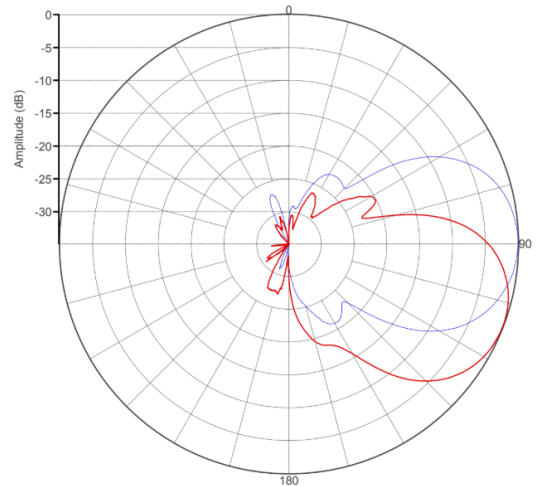


PATTERN RESULTS:

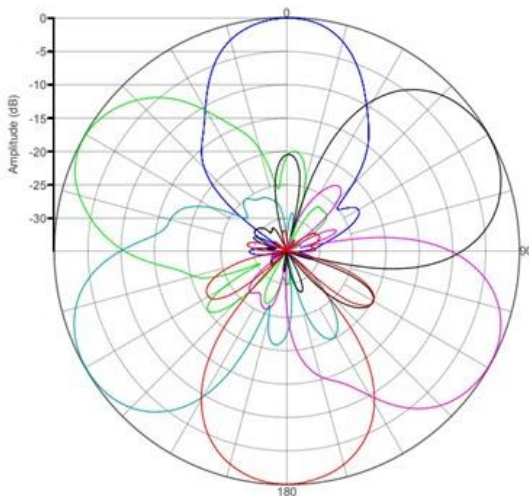
Horizontal Beam Pattern (3.6GHz)



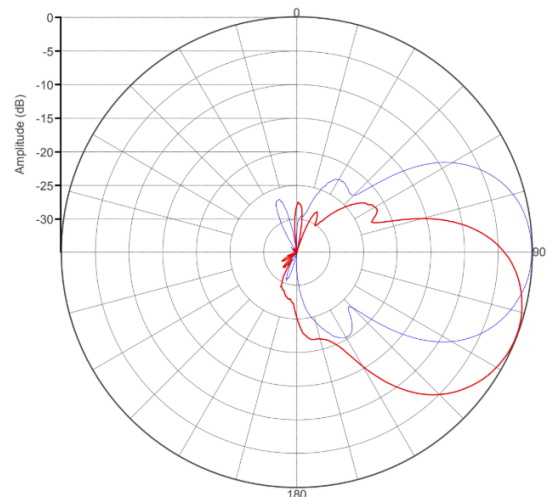
Vertical Pattern at 0° and 22° Tilt (3.6GHz)



Horizontal Pattern (1.80GHz)



Vertical pattern 0° and 22° tilt (1.80GHz)



TECHNICAL SPECIFICATIONS PER BEAM

Frequency	3.3 - 4.2GHz	1695 – 2690MHz
Gain	14dBi	12dBi
VSWR	<1.5:1	<1.5:1
Polarization	Dual Slant ±45°	Dual Slant ±45°
Horizontal Coverage	360°	360°
Horizontal Beamwidth (10dB level)	64°	65°
Horizontal Beamwidth (3dB level)	36°	38°
Vertical Beamwidth (3dB level)	36°	38°
Beam Cross-over	8dB typical	8dB typical
Total Number of Beam	6	6
Number of Ports per Beam	2	2
Total Number of Ports	12	12
Tilt Per Cross-Pol; [factory set]	22°	22°
First Sidelobe level	<-15dB	<-15dB
Front to Back Ratio	>28dB	>28dB
Isolation Port to Port - Polarization	>28dB	>28dB
Isolation Port to Port - Beam	>28dB	>28dB
Power Rating	100W per port	100W per port
Intermodulation	<-153dBc	<-153dBc
Impedance	50 Ohm	50 Ohm
Connector Quantity and Type	12 x 4.3-10 female	12 x 4.3-10 female

MECHANICAL DATA

Dimensions (H x W x D)	Cylindrical Design
	Diameter: 37 cm / 14.6 inches Total Height: 131.8 cm / 51.9 inches
Antenna Weight	18.02 kg 39.7 lbs
Radome Material	Fiber Glass
Mounting	Standard pipe mount Compatible pipe diameter: 6.1 – 11.4 cm 2.4 – 4.5 inch

ENVIRONMENTAL RATINGS

Humidity	95% RH @ +30°C
Temperature	-40°C to +70°C
Wind load @ 150 km/hr	N/lbf
	Frontal: 325.6/73.2
	Lateral: 325.6/73.2 Rear: 325.6/73.2

CONNECTOR LAYOUT:

