


MS-9H90-FWB-2.3

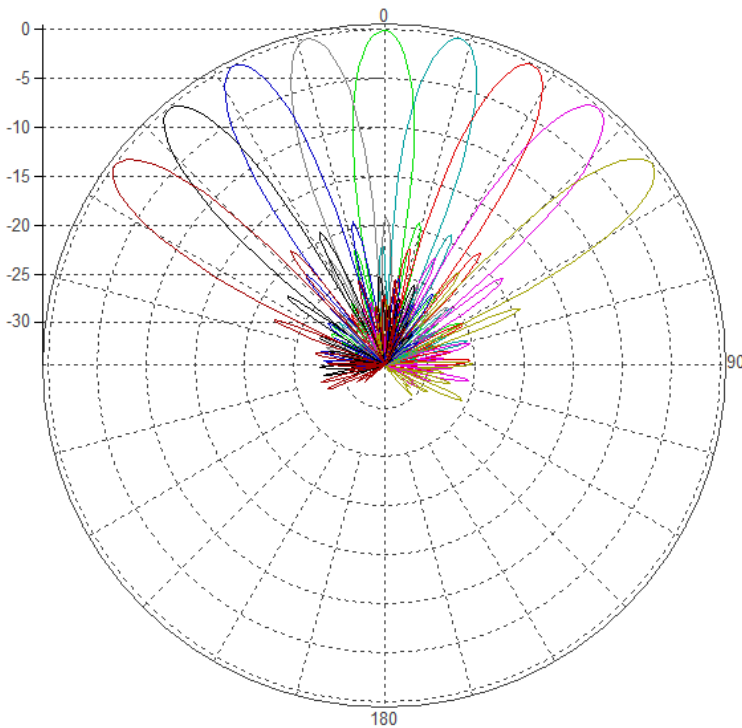
Multi-Beam broadband Spherical Lens Antenna to support fixed wireless broadband LTE 40 band: 9 independent high-frequency (2300MHz - 2400MHz) cross-polarized beams, with 0-15° tilt for each beam and 2X2 MIMO support per beam.

- MS-9H90-FWB-2.3 (Non-RET Model)
- MS-9H90-FWB-2.3-S (RET Model)

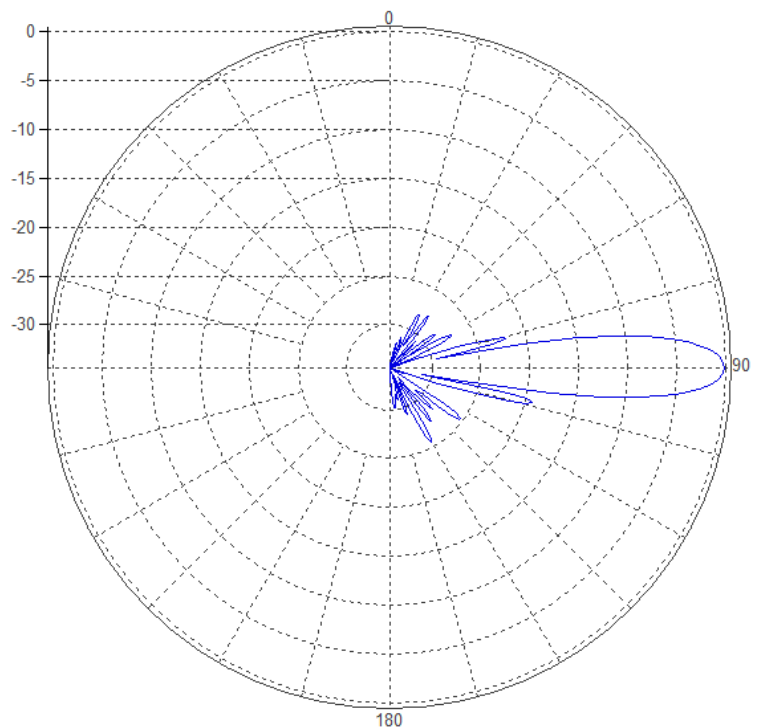


PATTERN RESULTS:

Horizontal Antenna Patterns (2.35GHz)



Vertical Antenna Patterns (2.35GHz)



TECHNICAL SPECIFICATIONS PER BEAM

Frequency	2300 -2400 MHz
Gain	25dBi
Return Loss	>15dB
Polarization	Dual Slant ±45°
Horizontal Coverage	120°
Horizontal Beamwidth (10dB level)	15° ± 1.5°
Vertical Beamwidth (10dB level)	14-16°
Beam Cross-over	7±1 dB typical
Total Number of Beams	9
Tilt Adjustment Per Beam	0° to 15°
First Sidelobe level	<-16dB
Front to Back Ratio	>28dB
Isolation Port to Port - Polarization	>28dB
Isolation Port to Port - Beam	>28dB
Power Rating	200W per port
Intermodulation	<-153dBc
Impedance	50 ohm
Connector Quantity and Type	18 x 4.3-10 DIN female

MECHANICAL DATA

Dimensions (H x W x D)	Spherical Lens diameter: 90cm / 36inch Antenna dimensions: 105 x 115 x 110 cm 41 x 45 x 43 inch
Antenna Weight	52 kg / 114.6 lbs
Radome Material	Fiber Glass
Mounting	2 position pipe mount Compatible pipe diameter: 6.1 – 11.4 cm 2.4 – 4.5 inch

ENVIRONMENTAL RATINGS

Humidity	95% RH @ +30°C
Temperature	-40°C to +70°C
Wind load	754 N @ 151 km/hr 170 lbf @ 151 km/hr

CONNECTOR LAYOUT:

