


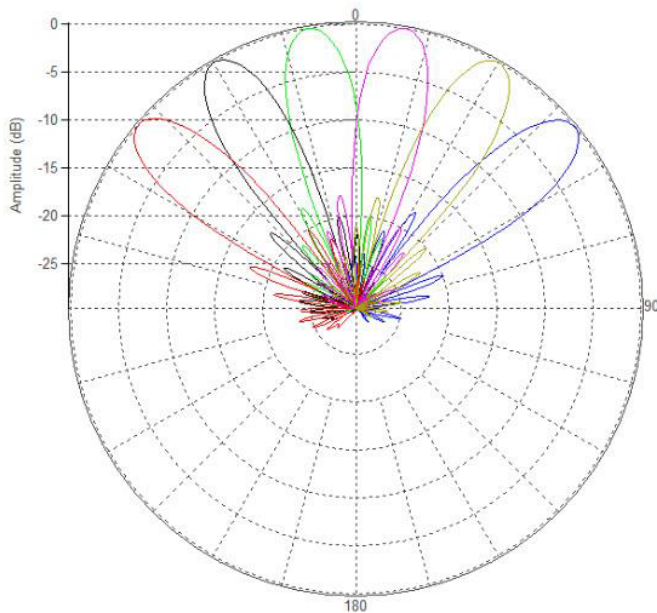
MS-6F45

**Multi-Beam Spherical Lens Antenna:
6 independent F-Band (3300-4200MHz) cross-polarized beams
with 2X2 MIMO support.
RET available from 0 - 15° for each beam.**

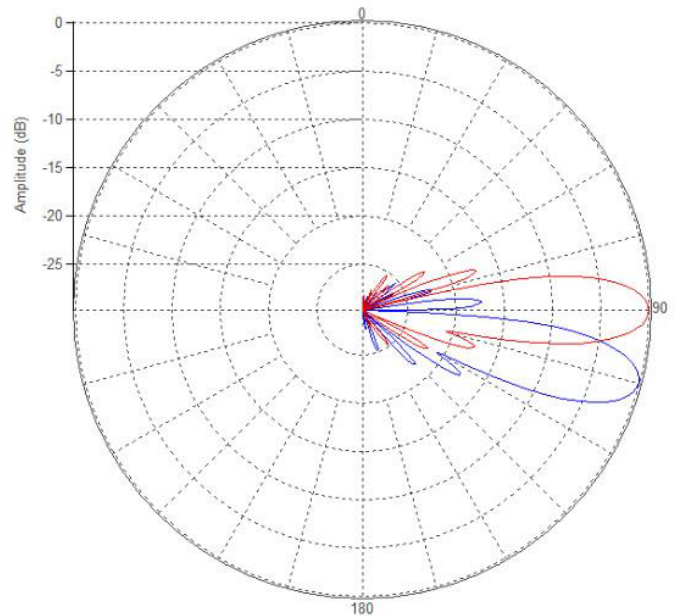


PATTERN RESULTS:

Horizontal Pattern (3.7GHz)



Vertical Pattern (3.7GHz) tilt 0 - 15°



TECHNICAL SPECIFICATIONS

Frequency	3300 - 4200 MHz
Gain	22.3dBi
VSWR	<1.5:1
Polarization	Dual Slant ±45°
Horizontal Coverage	120°
Horizontal Beamwidth (10dB level)	20°
Horizontal Beamwidth (3dB level)	12°
Vertical Beamwidth (10dB level)	20°
Vertical Beamwidth (3dB level)	12°
Beam Cross-over	10dB typical
Total Number of Beams	6
RET	0 - 15°
First Sidelobe level	<-16dB
Front to Back Ratio	>28dB
Isolation Port to Port - Polarization	>28dB
Isolation Port to Port - Beam	>28dB
Power Rating	150W per port
Intermodulation	<-153dBc
Impedance	50 ohm
Connector Quantity and Type	12 X 4.3-10 female

MECHANICAL DATA

Dimensions (H x W x D)	Spherical Lens diameter: 45cm/18inch Antenna dimensions: 74.4 x 72.8 x 67.8 cm 29.3 x 28.7 x 26.7 inch
Antenna Weight	18.16 kg 40 lbs
Radome Material	Fiber Glass
Mounting	2 position pipe mount Compatible pipe diameter: 6.1 – 11.4 cm 2.4 – 4.5 inch

ENVIRONMENTAL RATINGS

Humidity	95% RH @ +30°C
Temperature	-40°C to +70°C
Wind load @ 150 km/hr	N/lbf Frontal: 263/59 Lateral: 197/44 Rear: 254/57

CONNECTOR LAYOUT:

