


MS-6C45

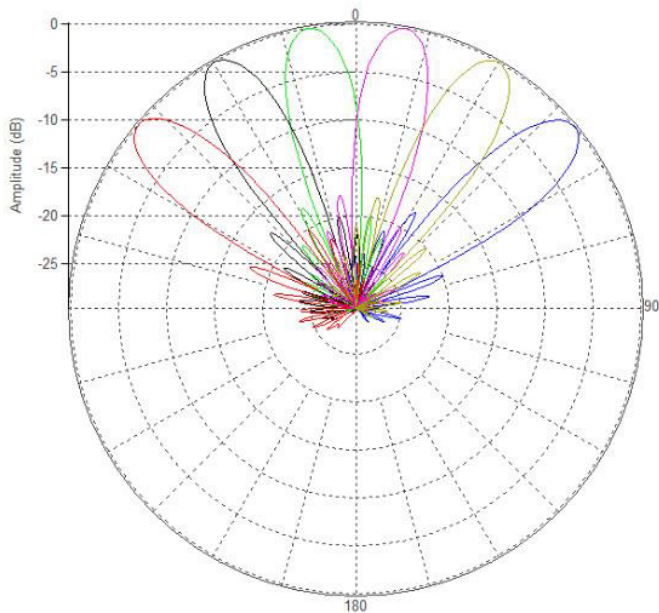
Multi-Beam Spherical Lens Antenna: 6 independent C-Band (3.7 - 4.2GHz) cross-polarized beams . Each beam has 2X2 MIMO support and 0-15° RET per beam.

External RET Controller Part # MS-EXT-RET-6C45

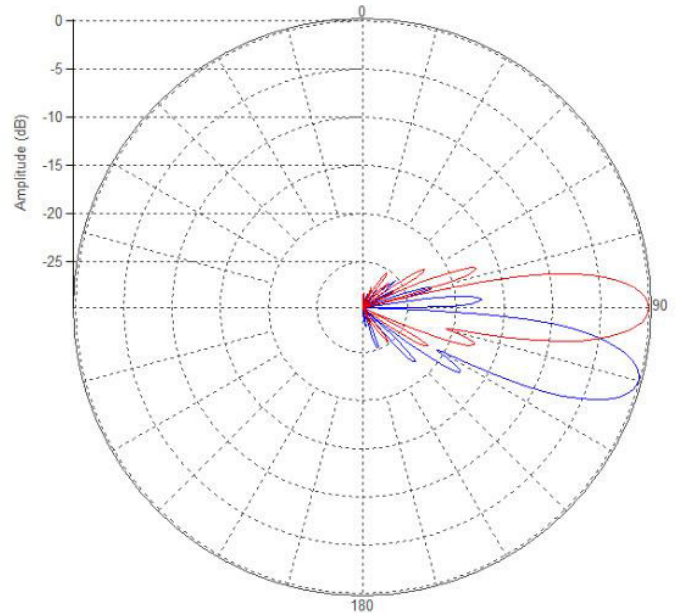


PATTERN RESULTS:

High-Band Horizontal Pattern (3.95GHz)



High-Band Vertical pattern (3.95GHz) tilt 0 & 15°



TECHNICAL SPECIFICATIONS

Frequency	3.7 – 4.2 GHz
Gain	22.6dBi
VSWR	<1.5:1
Polarization	Dual Slant ±45°
Horizontal Coverage	120°
Horizontal Beamwidth (10dB level)	19°
Horizontal Beamwidth (3dB level)	11.5°
Vertical Beamwidth (10dB level)	19°
Vertical Beamwidth (3dB level)	11.5°
Beam Cross-over	10dB typical
Total Number of Beams	6
RET	0° to 15°
First Sidelobe level	<-16dB
Front to Back Ratio	>28dB
Isolation Port to Port - Polarization	>28dB
Isolation Port to Port - Beam	>28dB
Power Rating	150W per port
Intermodulation	<-153dBc
Impedance	50 ohm
Connector Quantity and Type	12 X 4.3-10 female

MECHANICAL DATA

Dimensions (H x W x D)	Spherical Lens diameter: 45cm/18inch Antenna dimensions: 61.7 x 72.8 x 67.8 cm 24.3 x 28.7 x 26.7 inch
Antenna Weight	35 kg 77 lbs
Radome Material	Fiber Glass
Mounting	Adjustable clamps Compatible pipe diameter: 6.1 – 11.4 cm 2.4 – 4.5 inch

ENVIRONMENTAL RATINGS

Humidity	95% RH @ +30°C
Temperature	-40°C to +70°C
Wind load @ 150m/hr	[N/lbf] Frontal: 263/95 Lateral: 197/44

CONNECTOR LAYOUT:

