


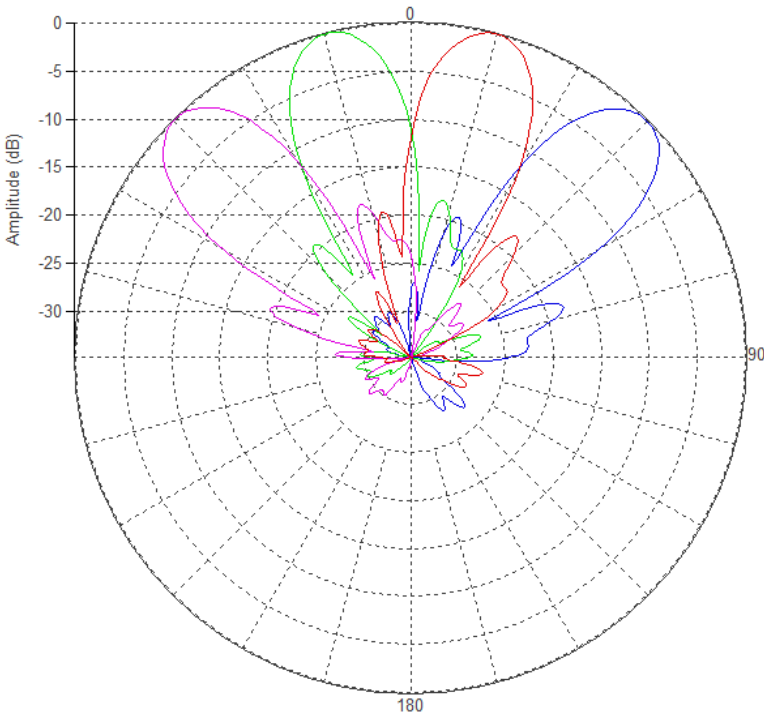
MS-4F30

Multi-Beam Spherical Lens antenna with 4 independent (3300 - 4200MHz) cross-polarized beams with 2x2 MIMO support and 15° adjustable tilt per beam.

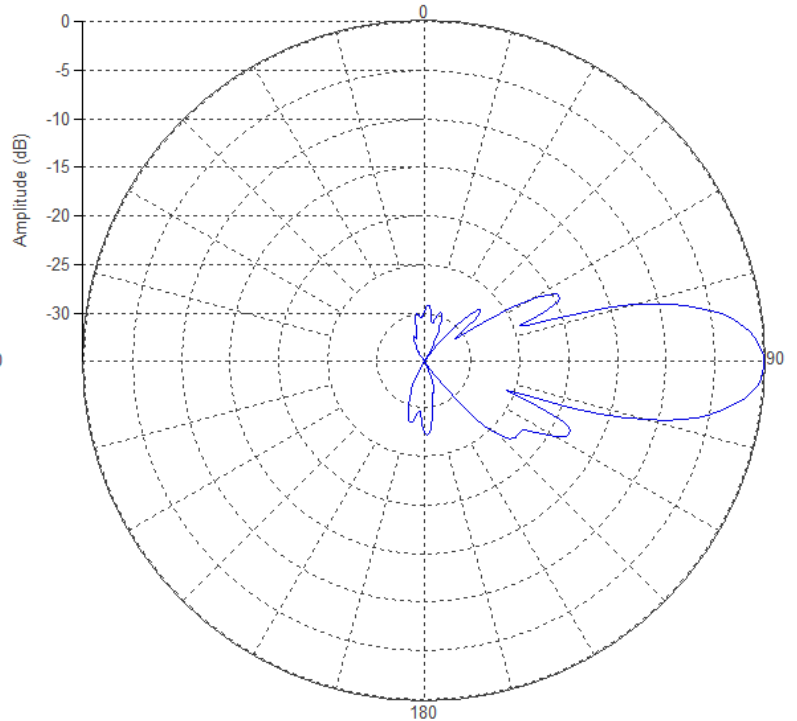


PATTERN RESULTS:

Horizontal Pattern (3.6GHz)



Vertical Pattern (3.6GHz)



TECHNICAL SPECIFICATIONS

Frequency	3300-4200MHz
Gain	20dBi
VSWR	<1.5:1
Polarization	Dual Slant $\pm 45^\circ$
Horizontal Coverage	120°
Horizontal Beamwidth (10dB level)	30°
Horizontal Beamwidth (3dB level)	17°
Vertical Beamwidth (10dB level)	30°
Vertical Beamwidth (3dB level)	17°
Beam Cross-over	10dB
Total Number of Beams	4
Manual Adjustable Tilt per Beam	0° to 15°
First Sidelobe level	<-16dB
Front to Back Ratio	>28dB
Isolation Port to Port - Polarization	>28dB
Isolation Port to Port - Beam	>28dB
Power Rating	150W per port
Intermodulation	<-153dBc
Impedance	50 ohm
Connector Quantity and Type	8 x 4.3-10 female

MECHANICAL DATA

Dimensions (H x W x D)	53 x 61 x 61 cm 21 x 24 x 24 inch
Antenna Weight	15kg 33lbs
Radome Material	Fiber Glass
Mounting	Adjustable clamps Compatible pipe diameter: 6.1 – 11.4 cm 2.4 – 4.5 inch

ENVIRONMENTAL RATINGS

Humidity	95% RH @ +30°C
Temperature	-40°C to +70°C
Wind load (Front)	TBD