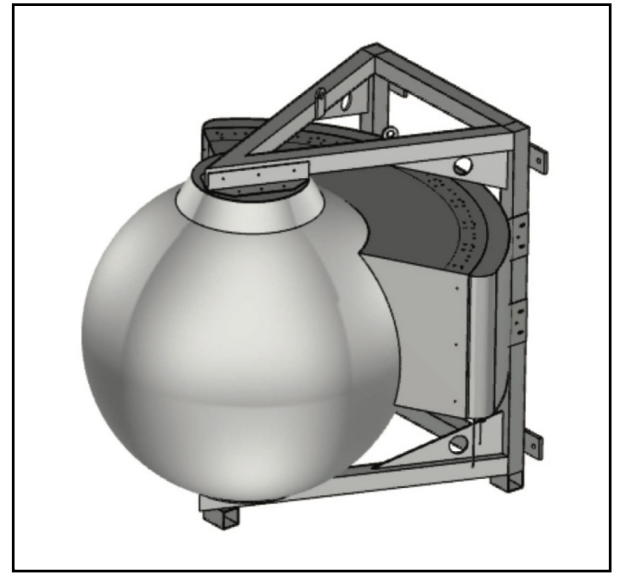
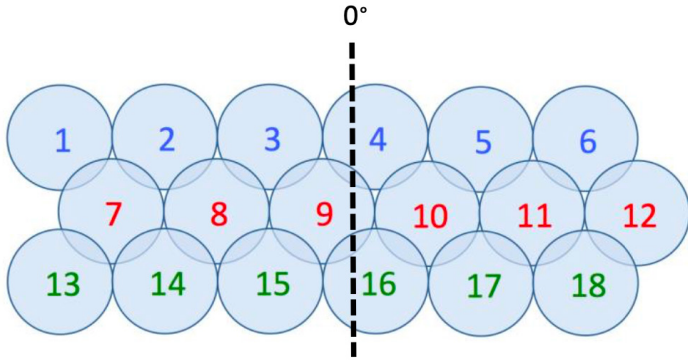


## MS-18H90

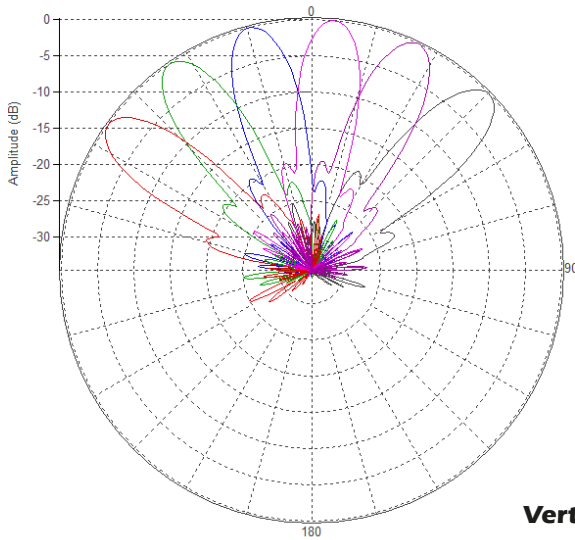
**Multi-Beam Wide Band Spherical Lens Antenna: 3 rows of 6 independent high frequency (1695-2690MHz) crosspolarized beams.**

**BEAM LAYOUT:**

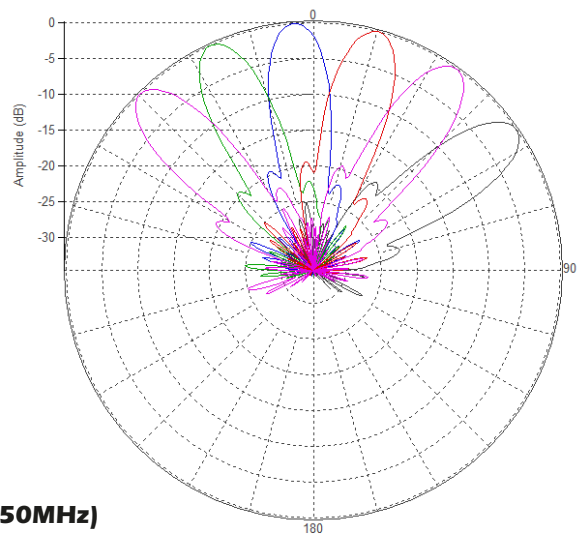


**PATTERN RESULTS (1.8GHz):**

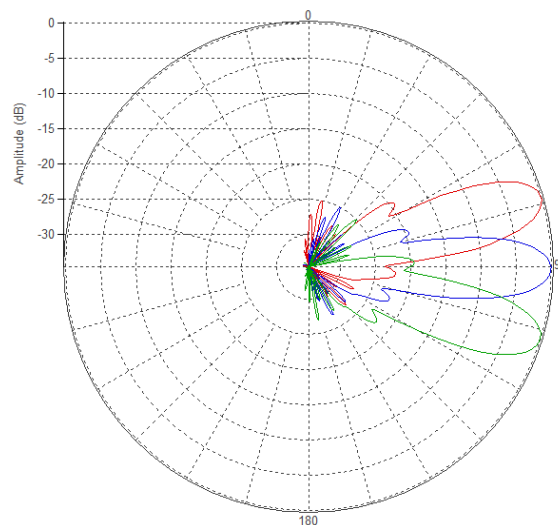
**Horizontal Pattern Row 1 and 3 (1950MHz)**



**Horizontal Pattern Row 2 (1950MHz)**



**Vertical Pattern (1950MHz)**



**+17.3°**

**0**

**-17.3°**

## TECHNICAL SPECIFICATIONS PER BEAM

Frequency	1695-2690MHz
Gain	23dBi
VSWR	<1.5:1
Polarization	Dual Slant ±45°
Horizontal Coverage per row	120°
Horizontal Beamwidth (10dB level)	20°
Horizontal Beamwidth (3dB level)	12°
Vertical Beamwidth (10dB level)	20°
Vertical Beamwidth (3dB level)	12°
Beam Cross-over	10dB typical
Total Number of Beams	18
Tilt (Factory Set)	17° First row 0° Second row -17° Third Row
First Sidelobe level	<-16dB
Front to Back Ratio	>28dB
Isolation Port to Port - Polarization	>28dB
Isolation Port to Port - Beam	>28dB
Power Rating	200W per port
Intermodulation	<-153dBc
Impedance	50 ohm
Connector Quantity and Type	36 x 4.3-10 female

## MECHANICAL DATA

Dimensions (H x W x D)	Spherical Lens diameter: 90cm/35inch  Antenna dimensions: 110 x 119 x 121 cm 43 x 47 x 48 inch
Antenna Weight	55kg 122lbs
Radome Material	Fiber Glass
Mounting	2 position pipe mount  Compatible pipe diameter: 6.1 – 11.4 cm 2.4 – 4.5 inch

## ENVIRONMENTAL RATINGS

Humidity	95% RH @ +30°C
Temperature	-40°C to +70°C
Wind load	754N @ 160km/h 170lbf @ 160km/h

## SAMPLE CONNECTOR LAYOUT:

