


MS-18F120

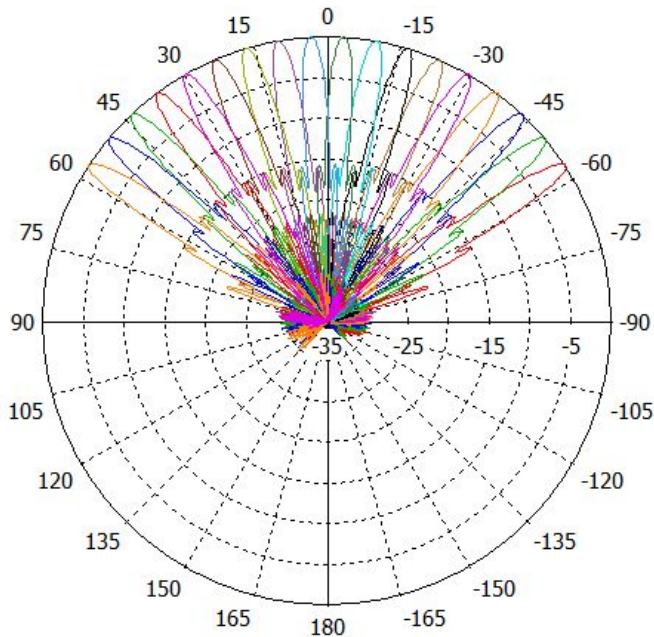
Multi-Beam Wide Band Spherical Lens Antenna: 1 row of 18 independent high frequency (3300-4200MHz) cross-polarized beams. Each beam has independent tilt 0-15° (RET).

BEAM LAYOUT:

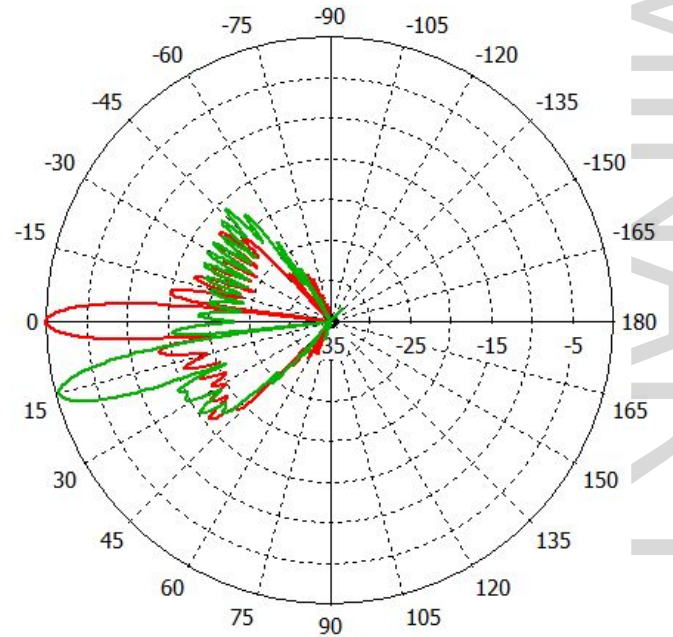


PATTERN RESULTS:

Horizontal Pattern (3.8GHz)



Vertical Pattern (3.8GHz) 0° & 15° Tilt



PRELIMINARY

TECHNICAL SPECIFICATIONS PER BEAM

Frequency	3300-4200 MHz
Gain	26dBi
VSWR	<1.5:1
Polarization	Dual Slant ±45°
Horizontal Coverage	120°
Horizontal Beamwidth (10dB level)	7°
Horizontal Beamwidth (3dB level)	4°
Vertical Beamwidth (10dB level)	10°
Vertical Beamwidth (3dB level)	6°
Beam Cross-over	10dB typical
Total Number of Beams	18
Tilt	0 - 15°
First Sidelobe level	<-16dB
Front to Back Ratio	>28dB
Isolation Port to Port - Polarization	>28dB
Isolation Port to Port - Beam	>28dB
Power Rating	50W per port
Intermodulation	<-153dBc
Impedance	50 ohm
Connector Quantity and Type	36 X 4.3-10 female

MECHANICAL DATA

Dimensions (H x W x D)	Spherical Lens diameter: 120cm/47inch Antenna dimensions: 95 x 145 x 142 cm 37 x 57 x 56 inch
Antenna Weight	70 kg 154 lbs
Radome Material	Fiber Glass
Mounting	Standard position pipe mount Compatible pipe diameter: 6.1 – 11.4 cm 2.4 – 4.5 inch

ENVIRONMENTAL RATINGS

Humidity	95% RH @ +30°C
Temperature	-40°C to +70°C
Wind load @ 150m/hr	N/lbf Frontal: 763/172 Lateral: 995/224 Rear: 1040/234

CONNECTOR LAYOUT: