


## MS-LP-6-H4

**Lens Technology Enabled™ Multi-Beam Antenna perfect for up to 6 sectors CRAN, Outdoor DAS and Small Cell deployment. This antenna is capable of 4X4 MIMO with a coverage footprint of 360°. Each beam has four full-band ports to support 1695- 2690 MHz. Factory installed tilt settings are available for 0° & 30°.**

### Model Numbers:-

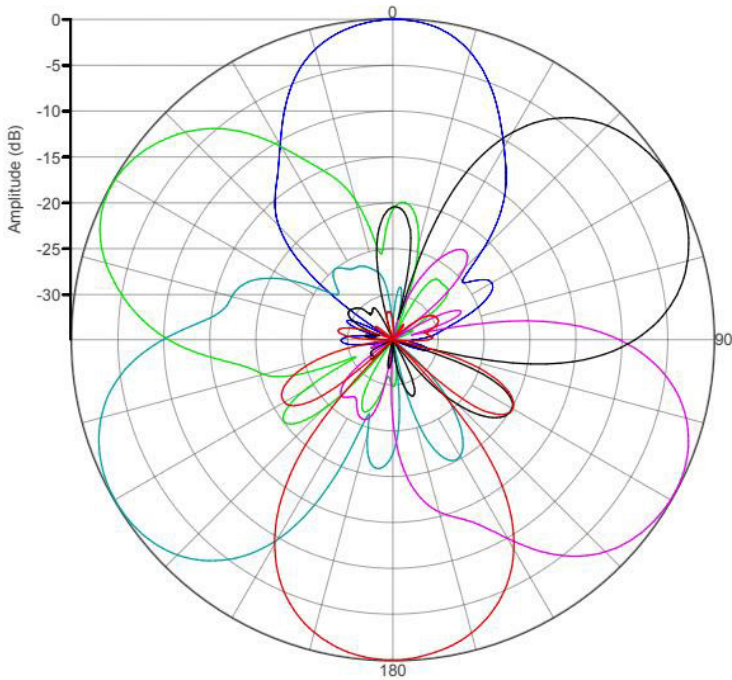
0° Light Pole Antenna Model # MS-LP-6-H4

30° Light Pole Antenna Model # MS-LP-6-H4-30°

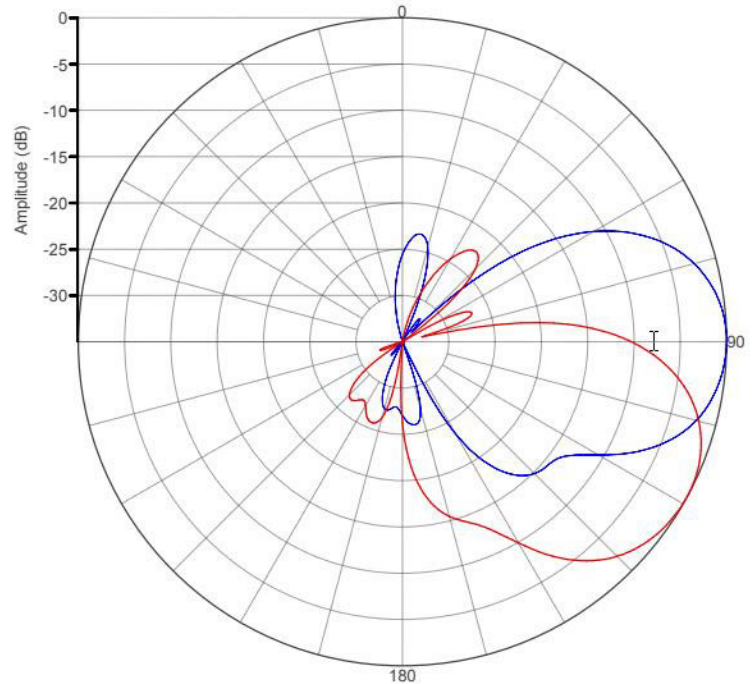


### PATTERN RESULTS:

**Horizontal Pattern (2.0GHz)**



**Vertical pattern at 0° tilt and 30° tilt (2.0GHz)**



### TECHNICAL SPECIFICATIONS

Frequency	1695-2690 MHz
Gain	14dBi
VSWR	<1.5:1
Polarization	Dual Slant ±45°
Horizontal Coverage	360°
Horizontal Beamwidth (10dB)	65°
Horizontal Beamwidth (3dB)	38°
Vertical Beamwidth (3dB)	38°
Beam Cross-over	8dB typical
Total Number of Beams	6
Number of Ports per Beam	4
Number of Ports Total	24
Tilt Per Cross-Pol	0°, 30°
First Sidelobe level	<-15dB
Front to Back Ratio	>28dB
Isolation Port to Port - Polarization	>28dB
Isolation Port to Port - Beam	>28dB
Power Rating	100W per port
Intermodulation	<-153dBc
Impedance	50 ohm
Connector Quantity and Type	24 x 4.3-10 female

### MECHANICAL DATA

Dimensions (H x W x D)	Cylindrical Design Diameter: 61cm / 24 inches Total Height: 61cm / 24 inches
Antenna Weight	11 kg 24 lbs
Radome Material	Fiber Glass
Mounting	1 position pipe holder, bottom or side mountable. Compatible pipe diameter: 6.1 – 11.4 cm 2.4 – 4.5 inch

### ENVIRONMENTAL RATINGS

Humidity	95% RH @ +30°C
Temperature	-40°C to +70°C
Wind load @ 150km/h	230 N/52lbf

### CONNECTOR LAYOUT:

