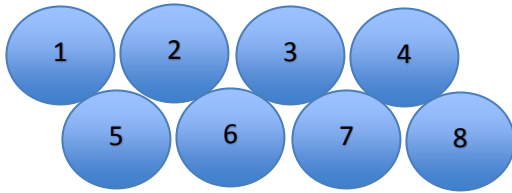


MS-8H60

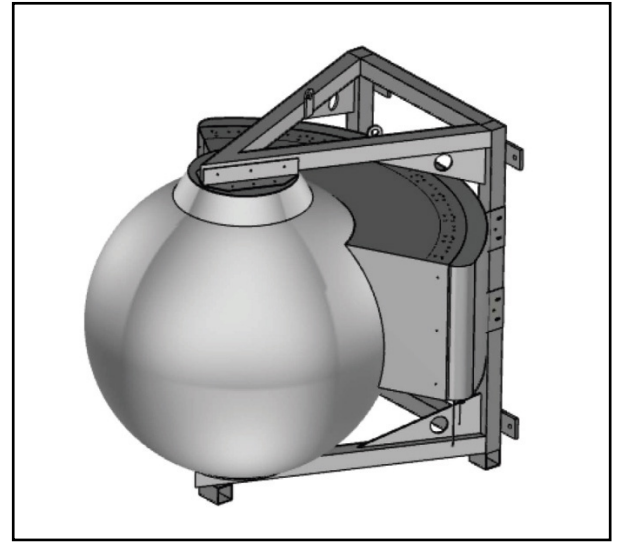
Multi-Beam Spherical Lens Antenna: 8 independent high frequency (1695-2690MHz) cross-polarized beams. Beams are arranged in two rows of 4 with the second row offset to minimize overlap/null.

BEAM LAYOUT:

Top Row Tilt = -13°

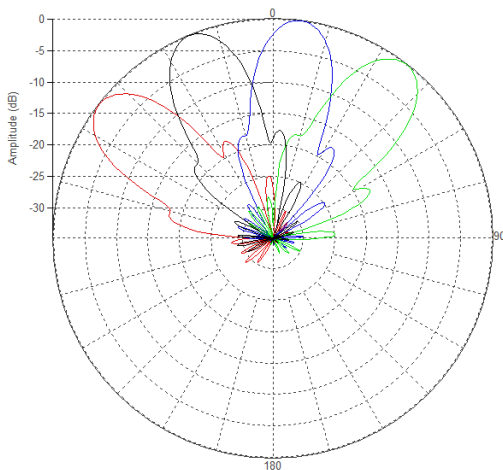


Bottom Row Tilt = 13°

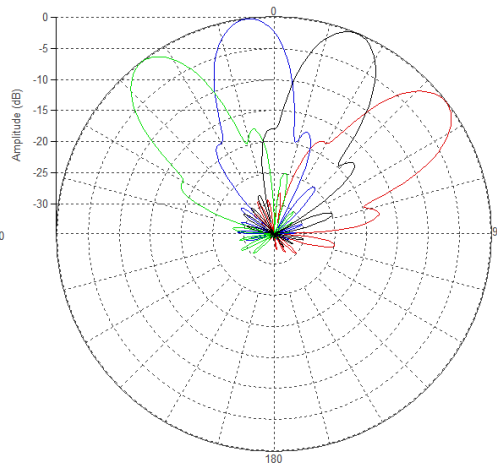


PATTERN RESULTS (1.8GHz):

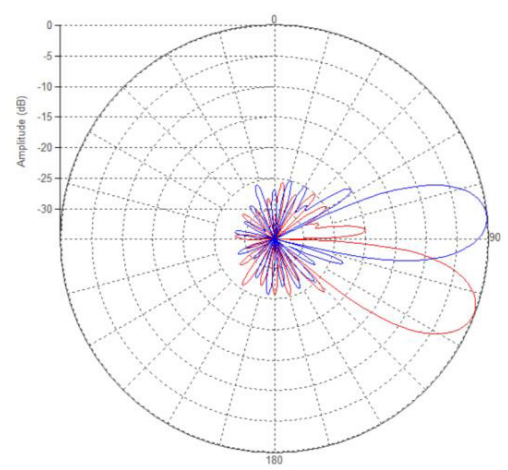
Horizontal Pattern top row



Horizontal Pattern Bottom Row



Vertical Pattern



TECHNICAL SPECIFICATIONS PER BEAM

Frequency	1695-2690 MHz
Gain	20.5dBi
VSWR	<1.5:1
Polarization	Dual Slant ±45°
Horizontal Coverage	120° 4 sectors 30° each
Horizontal Beamwidth (10dB level)	30°
Horizontal Beamwidth (3dB level)	17°
Vertical Beamwidth (10dB level)	30°
Vertical Beamwidth (3dB level)	17°
Beam Cross-over	10dB
Total Number of Beams	8
Tilt (Factory Set):	-13° Top Row 13° Bottom Row
First Sidelobe level	<-16dB
Front to Back Ratio	>28dB
Isolation Port to Port - Polarization	>28dB
Isolation Port to Port - Beam	>28dB
Power Rating	200W per port
Intermodulation	<-153dBc
Impedance	50 ohm
Connector Quantity and Type	16 x 4.3-10 female

MECHANICAL DATA

Dimensions (H x W x D)	Spherical Lens diameter: 60 cm/24inch Antenna dimensions: 81.5 x 92.4 x 80 cm 32 x 36.4 x 31.5 inch
Antenna Weight	30.62 kg 67.5 lbs
Radome Material	Fiber Glass
Mounting	Standard Pipe Mount Compatible pipe diameter: 6.1 – 11.4 cm 2.4 – 4.5 inch

ENVIRONMENTAL RATINGS

Humidity	95% RH @ +30°C
Temperature	-40°C to +70°C
Wind load	TBD

CONNECTOR LAYOUT:

