


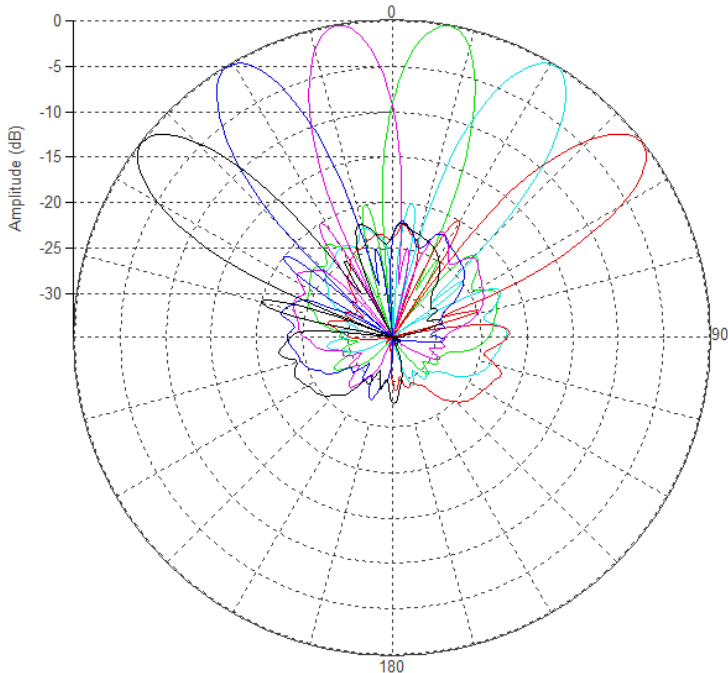
## MS-6T180

**Multi-Beam Spherical Lens Antenna. Six independent low frequency (617-896MHz) cross-polarized beams with 0°-15° tilt for each beam and 2X2 MIMO support.**

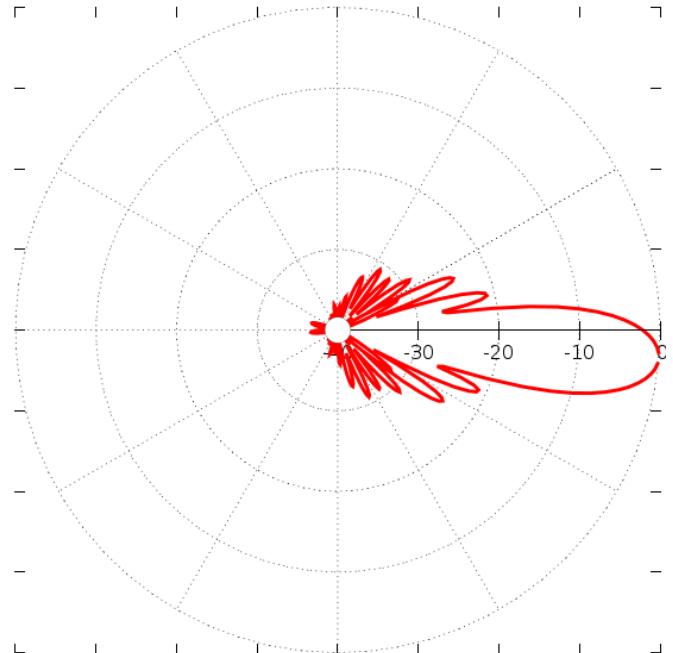


### PATTERN RESULTS:

**Low-Band Horizontal Pattern (0.85GHz)**



**Low-Band Vertical Pattern (0.85GHz)**



### TECHNICAL SPECIFICATIONS PER BEAM

Frequency	617-896 MHz
Gain	20.5dBi
VSWR	<1.5:1
Polarization	Dual Slant ±45°
Horizontal Coverage	120°
Horizontal Beamwidth (10dB level)	20°
Horizontal Beamwidth (3dB level)	12°
Vertical Beamwidth (10dB level)	20°
Vertical Beamwidth (3dB level)	12°
Beam Cross-over	10dB typical
Total Number of Beams	6
Manual Adjustable Tilt per beam	0° to 15°
First Sidelobe level	<-15dB
Front to Back Ratio	>28dB
Isolation Port to Port - Polarization	>28dB
Isolation Port to Port - Beam	>26dB
Power Rating	250W per port
Intermodulation	<-153dBc
Impedance	50 ohm
Connector Quantity and Type	12 x 4.3-10 female

### MECHANICAL DATA

Dimensions (H x W x D)	Spherical Lens diameter: 180cm/70inch  Antenna dimensions: 187.7 X 204.4 X 207 cm 73.9 X 80.5 X 81.5 inch
Antenna Weight	233.54 kg 514.8 lbs
Radome Material	Fiber Glass
Mounting	Standard Pipe Mount  Compatible pipe diameter: 6.1 – 11.4 cm 2.4 – 4.5 inch

### ENVIRONMENTAL RATINGS

Humidity	95% RH @ +30°C
Temperature	-40°C to +70°C
Wind load (Front)	2316 N @ 160km/hr 520 lbf @ 160km/hr

### CONNECTOR LAYOUT:

