


MS-12H180

Multi-Beam Wide Band Spherical Lens Antenna: 12 independent high frequency (1695-2690MHz) cross-polarized beams, with independent 15° tilt per beam.

***Optional Packages:**

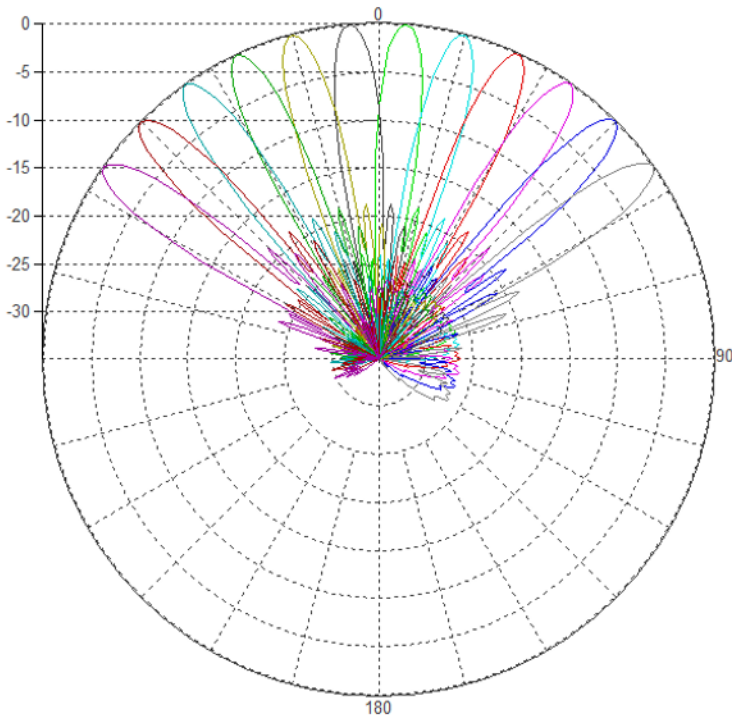
a) MS-12H180-A-M : AISG 2.0 Remote Electrical Tilt, multi RET configuration

a) MS-12H180-A-S : AISG 2.0 Remote Electrical Tilt, single RET configuration

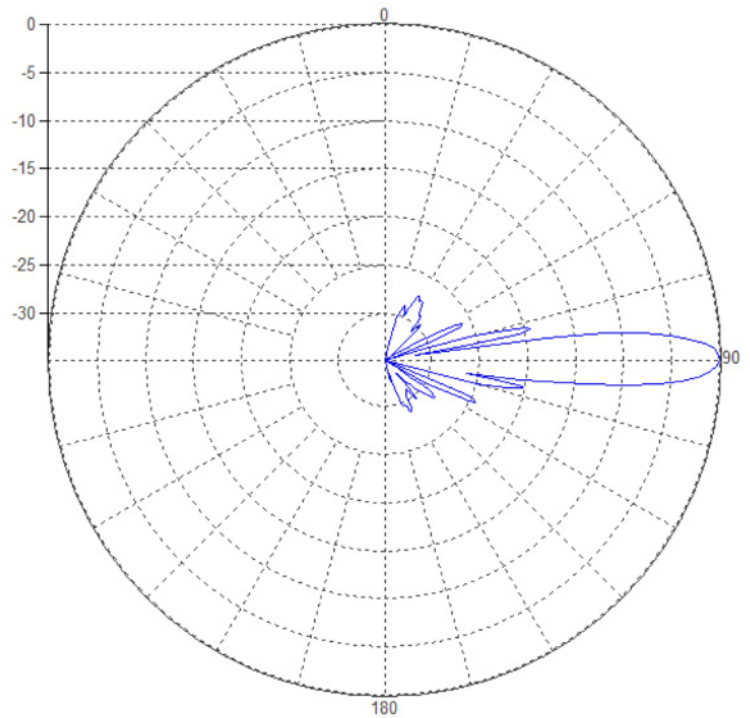


PATTERN RESULTS:

Horizontal Pattern (1.80GHz)



Vertical Pattern (1.80GHz)



TECHNICAL SPECIFICATIONS

Frequency	1695-2690 MHz
Gain	27.5dBi
VSWR	<1.5:1
Polarization	Dual Slant ±45°
Horizontal Coverage	120°
Horizontal Beamwidth (10dB level)	10°
Horizontal Beamwidth (3dB level)	6°
Vertical Beamwidth (10dB level)	10°
Vertical Beamwidth (3dB level)	6°
Beam Cross-over	10dB typical
Total Number of Beams	12
Adjustable Tilt per Beam	0° to 15°
First Sidelobe level	<-16dB
Front to Back Ratio	>28dB
Isolation Port to Port - Polarization	>28dB
Isolation Port to Port - Beam	>28dB
Power Rating	250W per port
Intermodulation	<-153dBc
Impedance	50 ohm
Connector Quantity and Type	24 X 4.3-10 female

MECHANICAL DATA

Dimensions (H x W x D)	Spherical Lens diameter: 180cm/70inch Antenna dimensions: 187.1 X 207 X 204.4 cm 73.7 X 81.5 X 80.5 inch
Antenna Weight	240 kg 529 lbs
Radome Material	Fiber Glass
Mounting	2 position pipe mount Compatible pipe diameter: 6.1 – 11.4 cm 2.4 – 4.5 inch

ENVIRONMENTAL RATINGS

Humidity	95% RH @ +30°C
Temperature	-40°C to +70°C
Wind load @ 150 km/hr	N/lbf Frontal: 1838/413 Lateral: 2053/462

SAMPLE CONNECTOR LAYOUT:

